

LONG SENSORY EXPLORATION AROUND THE ZOO

A trail around different areas of Colchester Zoo



COLCHESTER
ZOOLOGICAL
SOCIETY

HOW TO USE THIS PACK

This pack is designed for SEND visitors to use with their carers whilst visiting the Zoo.

This is a long trail designed to use the main senses to explore the Zoo
A shorter trail is also available to explore the Familiar Friends farm area.

On the next page is a map highlighting the route. Feel free to do the whole trail from start to finish or just pick a page or two to focus on. Please use this resource in whatever way works best for you. Please note this route takes you though most of the zoo and could take up to 4 hrs to complete from start to finish .

On each page there are symbols, which represent the senses. These will indicate which sense or senses will be focused on. Below is a key for these symbols.



Visitors can use their eyes



Visitors can use their hands



Visitors can use their nose




Visitors can use their ears



Wash hands after touching an animal









HELLO

My name is Opal, the elephant.



Would you like to join me and explore the Zoo?
As we go around There will be many smells,
sounds, and things to see. Some animals like to
hide, lets see what animals we can find.
There may be crowds of visitors and Colchester
Zoo staff.
Let us start at Worlds Apart which is  on my
map.





WORLDS APART



This is home to many animals.



I might see frogs, monkeys, iguanas, fish and I might even see a sloth!
In some places the path can be dark, but I can still see inside the animals' home.

One of the animals that live here are the poison dart frogs.
What do they look like? Are they shiny? _____




As I go around, I will cross a glass bridge over a pond. I will be safe.

How many fish can I see? _____

What can I hear as I go across the bridge?





WORLDS APART



On the way out I pass the home of the sloths and monkeys. Sloths move very slowly.


Do I move quicker than a sloth? _____

How many animals can I spot? _____



There are two doors in and two doors out of the animal's home.


I must close one door before opening the second. This is to keep the animals safe.





ORANGUTAN FOREST



The Orangutan forest is number  on my map. To get to Orangutan Forest I need to go through the underwater sea lion tunnel. It may be dark at first but soon gets light again. I may see the sealions above me.



At the end of the tunnel is a microscope. I can use this to see small things up close. What shapes can I see under the microscope?



Once I go through the tunnel, do I feel warm or cold? Can I spot these fish in their tanks? _____





OUTSIDE ORANGUTAN FOREST



If I go up the big ramp to see the orangutan's outdoor area, I will see an entrance to a special room.

Inside this room there are boxes that smell like foods that are grown in the rainforest.

I can have a go at guessing which foods these are if I would like.

Box 1

Box 2

Box 3

Box 4



There are some other physical activities I can do as well if I want.

I can also see the orangutans outside too.

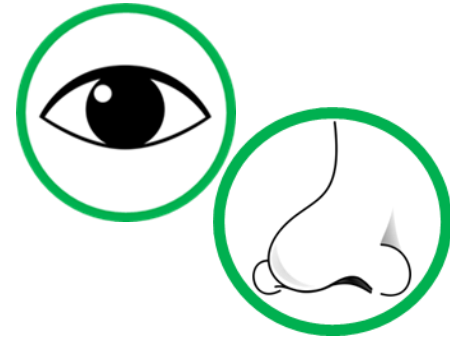
Can I spot the orangutans? _____

(tip they sometimes like to hide under blankets.)






SEALION TUNNEL AND PENGUINS



I can then go back inside and out through the second part of the tunnel. It may be dark in the tunnel, and I might see some animal statues.

Which statues can I see?


I can then head back outside and carry on down the path towards the penguins. The penguins are  on my map. They can be quite smelly.

What do they smell like? _____


How many penguins can I spot? _____

Can I see any penguins swimming? _____





BEARS OF THE RISING SUN



Passed the smelly penguins, there is a large undercover area, where I can see the sun bears' outside home. On the wall are lots of signs where I can learn more and have fun.



My tongue is _____ long.

I am the same height as a _____ bear.

I can run my tongue over my teeth and feel their shape.


Are my teeth are different to a sun bear's teeth. Which teeth are the most different? _____

I can touch the models of the bear tracks and the model of the bear poo. What do they feel like? _____





MEERKATS



Further down the path, passed the monkeys, are the meerkats. They are number 4 on the map. There is a large meerkat statue which I can touch and take a picture with if I like.



Can I find the meerkat statue? _____

I can watch the meerkats and see what they are up to.
If I can not see the meerkat outside, I can look inside.
How many meerkats can I see?



Can I see a meerkat


On look out ☐

Running ☐

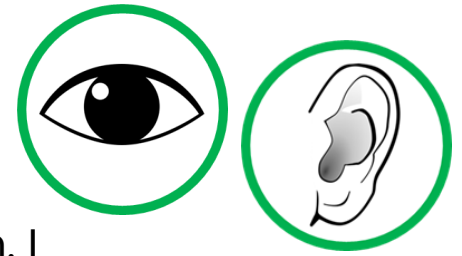
digging ☐

Sleeping ☐





DINOSAUR REALM




Just beside the meerkats is the Dinosaur Realm. I can walk through here if I wish to see the large model dinosaurs and hear all the noises they make. How many dinosaurs did I see?

Can I copy any of the noises the dinosaurs make?

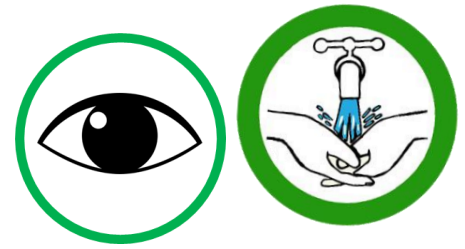
There is a room at the end with interactive activities where I can explore more if I wish.

It can be quite noise in here. If I do not like it I can ask to leave. If I do not want to enter the dino realm I can carry on up the path past the lion and go around.





RAINBOW LORIKEETS



After the dinosaur realm, I can go up the hill to my right and feed the rainbow lorikeets their special food if I wish. I can also walk through with out feeding them if I prefer.

The birds may land on my hand as they eat their food. They may also fly very fast and close to me. If I do not like this, I can ask to leave.

I will hold the pot of food out towards the birds and wait for them to eat. I will not grab or touch the birds. That would scare them.


If I did feed the lorikeets, what did it feel like? _____


What sound do the lorikeets make? _____

The birds can be very loud. If I do not like it I can ask to leave.

If I do not want to see the birds I can go straight to the next stop.

I must wash my hand after feeding the lorikeets.





KOI NIWA



The next stop is Koi Niwa .This is number 5 on my map.




Outside there are many plants.

What colours are the plants? _____



There is also a big statue of a koi fish.

What colours do I see? _____



What can I hear? _____


If it is not too busy inside, it is nice to sit down and watch the koi fish. This is where the koi fish live.




How many koi fish can I see in the big tank? _____

It is not very loud in here, but there are still some sounds.

What can I hear? _____



Can I see the bubble jets in the water? _____



SENSATION STATION



Lets go to Sensation Station, which is number  6 on my map.

This is home to many different kinds of bugs that live in glass tanks.

I can have a look at the bugs if I want to.


How many bugs can I find? _____



Can I see the stick insects? How many legs
do stick insects have?

Can I see any slime trails left by the snails?






SENSATION STATION



At certain times there may be a Zoo Keeper with some different bugs or fluffy animals I can touch If I want to.

Is there a Zoo Keeper with an animal? _____

If I want to, I can ask the Zoo Keeper if I may touch the animal.



If other people are with the Zoo Keeper, it is important that I wait my turn.

When touching an animal, I must listen to what the Zoo Keeper says and be gentle.


What is the animal? _____



How does the animal feel? _____

When I have finished touching the animal, I must wash my hands.





The next stop is the flower garden which is




on my map. As I go to the flower garden there are statues and musical instruments on the side of the path and in front of the bushes.

If I want to, I can play with these. Can I find the things in these pictures? What else can I see?



I can also visit to smelly pigs if I wish. These pigs are really big. Can I make my arms as wide as a pig?





THE FLOWER GARDEN



There are many different types of flowers and plants in the garden.
Bees and butterflies get their food from these plants.

Some of the plants have labels. What are the names of 3 of the plants?

Are the flowers in bloom? If so what colours can I see?

If I want to, I can smell some of the flowers.

If I smell the flowers, did I...

like the smell



not mind the smell



not like the smell





THE FARM ANIMALS



The next stop is the farm animals which are 8 on my map.

This is home to the llamas, alpacas, sheep and goats!



I can buy food to feed the goats and sheep. I can go through the gates to meet them. They may come up very close to me. The Goats can be pushy, they might run into me or jump. I must remain calm. I can leave if I want to. If I bought food, what did it feel like when the animal ate the food from my hand? _____

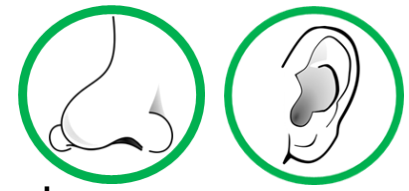
Even if I do not buy food, I can still walk in with the goats and sheep. I can also gently touch the goats and sheep if they are close to me. I will have to walk across a cattle grid.


If I don't want to go in with the goats and sheep I can still see them from the platform. I must wash my hands when I finish.





KINGDOM OF THE WILD



At the end of vulture Valley, I can go inside Kingdom of the wild, where there are other animals. This is number  on my map

This is where the Rhinos, Giraffe and Zebra live.




There is also a very long animal that lives here too.
Can I find the long animal? _____

Can I find the secret desert room by the ramp.
What would it be like to be lost in the desert?




There are also fish tanks. A tall one upstairs and a long one downstairs. The long tank has benches in front of it. I can sit down here and watch the fish.


What other animal can I smell as I watch the fish?




What sounds can I hear? _____



KINGDOM OF THE WILD



If I go up the large ramp I will find some more animals. Can I find the other fish tank?
Can I spot these fish?



There are also fast weaver birds and slow moving tortoises.



What are the birds doing? _____


Can I flap my arms like a bird? _____






DISCOVERY DEN



Inside Elephant Kingdom you will find the Discovery Den.
This is number  on my map.




It might be dark in here with some colorful lights.


There is a sand box I can play with if I want to. I can move the sand around with my hands.
What does the sand feel like?



I can also do some drawing if I want too, and the staff will help me display my drawing on the interactive board.

At certain times there may be a Zoo Keeper with some different bugs I can hold if I want to.





DISCOVERY DEN



At certain times there may be a Zoo Keeper with some different bugs I can hold If I want to.

Is there a Zoo Keeper with an animal? _____

If I want to, I can ask the Zoo Keeper if I may touch the animal.



If other people are with the Zoo Keeper, I can wait for my turn.

When touching an animal, I must listen to what the Zoo Keeper says and be gentle.

What is the animal? _____

How does the animal feel? _____


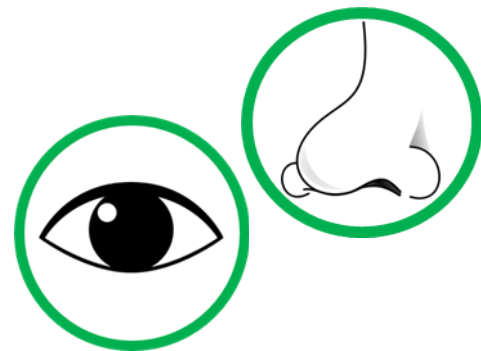
When I have finished touching the animal, I must wash my hands.





AARDVARK BURROW

Outside Kingdom of the wild next to the lake is Aardvark Burrow.



I can go up the ramp to find the aardvarks sleeping.

They are awake all night so sleep during the day.


How many aardvarks are sleeping?

Aardvarks smell different to me. I can smell what the aardvark's smell like by putting my nose to the holes.




Did I like the smell?





TRAIN



If I carry on following the lake I will reach the train station. This is  on my map.

This is where I can get the train to the lemur walkthrough if I wish.


There may be a queue for the train, and I will have to wait my turn. There may be people I do not know on the train with me.

The train driver will tell me about the animals we go passed using the speakers. It can be quite loud.

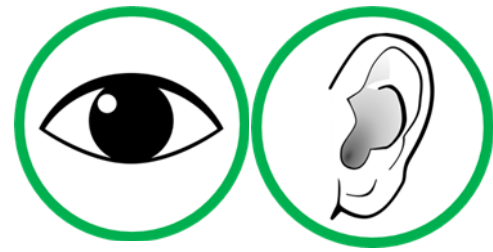
Once I reach the lemurs the train driver will tell me what to do. I must listen carefully.


If I do not what to go on the train, I can go straight to the next stop.





THE NATURE AREA



Passed the train station, behind the Tigers, is the nature area. Down in the Nature Area there are streams, ponds and lots of plants. This is number  12 on my map.


I can follow the ramp and I may see birds like ducks, moorhens, coots and lots of insects in the spring and summer time.

The wooden path takes me through the nature area and is a loop that comes out the other side of the tiger enclosure.

How many trees can I count? _____

What can I hear? _____





THE NATURE AREA



It can be very peaceful down here and can be a good place to rest if the zoo is busy.

There is a bird hide where I can sit and watch the birds if I wish.


What birds can I see? _____

There are also some large model bugs to find.
Can I spot all the bugs?





THE END



That brings us to the end of the trail.

Did I enjoy the trail?



There is lot more of Colchester Zoo to explore and there are many more animals to see, hear and smell!

What animal do I think will be the smelliest?

What animal do I think will be the loudest?

What animal do I think will be the quietest?

Have a great day exploring the Zoo.

Goodbye!

